

# Bestr

... is the CINECA platform for the management of  
OPEN BADGES (and BLOCKCERTS) for the  
valorisation of Lifelong & Lifewide Learning



# But what is an OPEN BADGE?

The word **Badge** recalls the **Boy Scouts**: boys who complete the tasks assigned to them and demonstrate it, obtain a Badge which they apply to their uniform (the "**specialties**" of Italian scouts).



Because a Badge is exactly that: is a *symbol or marker of an achieved goal, skill, quality or interest.*

# How a badge is collected (from the awarding e-mail)

The image illustrates the process of collecting a badge through an email notification and the Bestr website. It is composed of three main parts:

- Email Notification:** A screenshot of an email from Bestr with the subject "You earned an Open Badge!". The email body contains a large graphic with the text "TURKISH - LEVEL B1.2, YEAR 2015-2016" and a "Get the Badge" button. A blue arrow points from this button to the "Next" button on the website.
- Welcome Page:** A screenshot of the Bestr website's "Welcome on Bestr" page. It features a red "Next" button and a video player. A blue arrow points from the "Next" button to the login page.
- Login Page:** A screenshot of the Bestr login page, showing options for "Log in with a LOCAL ACCOUNT" (with email and password fields) and "Log in via your INSTITUTIONAL ACCOUNT" (with an "Entra con SPID" button and an institution field). Below the local account fields is a "LOG IN" button. A blue arrow points from the "LOG IN" button to the "Get the Badge" button in the email notification.

# How to access Bestr

Local Account: username/password determined during registration (first badge pick up)

Institutional Account, for organisations on idem/edugain

**.Bestr**

EXPLORE ORGANIZATIONS PROJECTS VERIFY ABOUT

Log in with a LOCAL ACCOUNT

Email

Password

**LOG IN**

[Did you forget your password?](#)

[Need help?](#)

Log in via your INSTITUTIONAL ACCOUNT

If you need help, click [here](#)

**Entra con SPID**

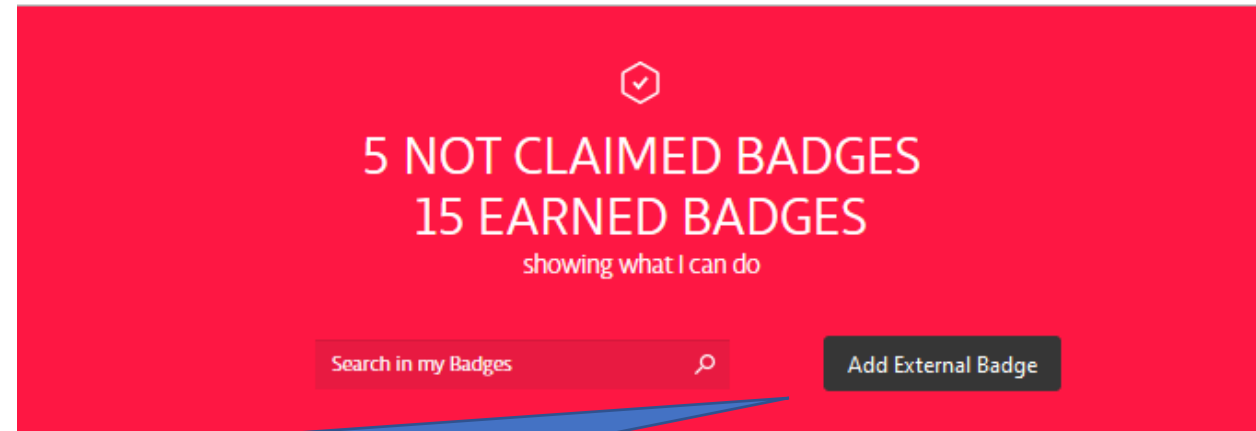
Institution

By signing up to create an account I declare to have read and approve the [Terms of service](#) and [Privacy](#)


Account via SPID (with the reunification of pre-existing users)

# Personal area

## MY BADGES








5 NOT CLAIMED BADGES  
15 EARNED BADGES  
showing what I can do

Search in my Badges 

Add External Badge

It is possible to upload  
in your personal area  
Badges earned on  
other platforms (Full  
backpack)


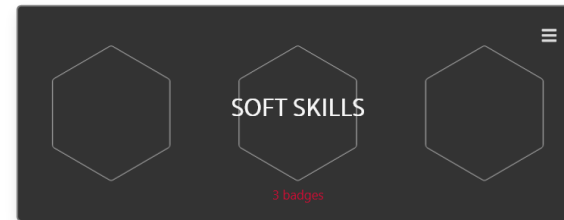


Issued by Ca' Foscari University of Venice  
Social Sciences, Cuneiform script...

# Personal area – MY COLLECTIONS

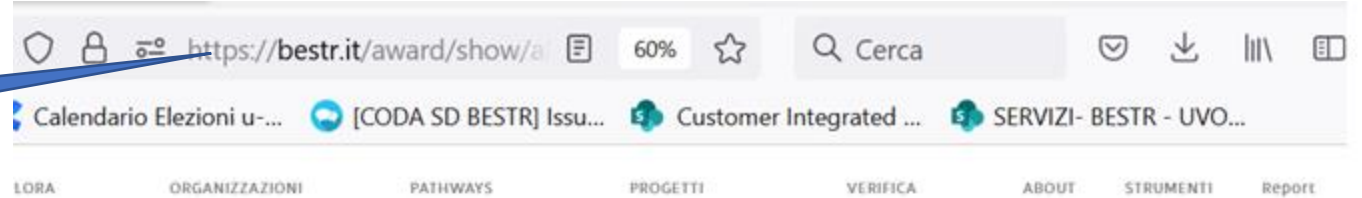


It is possible to create thematic badge collections that can be shared individually



# How to share your badges

AWARD URL



ADD TO LINKEDIN

Aggiungi al profilo

DOWNLOAD PDF

SHARE ON SOCIAL MEDIA



DOWNLOAD PNG

DOWNLOAD ASSERTION



## Introduzione al GDPR

Il proprietario di questo Badge ha partecipato al corso, erogato in modalità e-learning, "Introduzione al GDPR".

Lo scopo del corso è attestare che i partecipanti, dipendenti del Cineca, abbiamo appreso i principi e gli adempimenti relativi all'entrata in vigore del regolamento europeo sulla protezione dati (GDPR).

# How to share your badges

To forward a Badge to an education centre or potential employer, it is possible to use different methods:

- 1) Sending the **AWARD URL**
- 2) Sending the .png file obtained from the award page with the button **DOWNLOAD BADGE**
- 3) Sending the Assertion URL which you get with one click on the button **ASSERTION LINK**

In every case, anyone receiving a Badge can verify its validity using an **OPEN BADGE VALIDATOR** available online.

Bestr also provides an Open Badge Validator that can be accessed with the command **VERIFY**



# How to verify the validity of a badge: Open badge validator (verify on Bestr)

Bestr provides an Open Badge Validator to verify the validity of a Badge submitted by a learner. By uploading the png of the badge award (badge picked up) or the URL of the corresponding Json (Assertion link) and the learner's e-mail, it is possible to verify the integrity and validity of the badge itself with a simple click.

## What would you like to verify?

URL

Paste the URL of a hosted badge, its JSON, or JWS cryptographic signature.

Upload Badge Image

You may upload a baked badge image instead of pasting text input above.

Verify Recipient **optional**


Check that the badge was awarded to a person or entity by entering their identifier(s).

email

Enter an email address like 'test@example.com'.

The Badge is valid!  
From the result of the check, it is possible to access both the Badge Class page and the Badge award page with further information about the learner.

RE
ORGANIZATIONS
PATHWAYS
PROJECTS
VERIFY
ABOUT
TOOLS



## About the Badge:

### Introduzione al GDPR

*Il proprietario di questo Badge ha partecipato al corso, erogato in modalità e-learning, "Introduzione al GDPR". Lo scopo del corso è attestare che i partecipanti, dipendenti del Cineca, abbiamo appreso i principi e gli adempimenti relativi all'entrata in vigore del regolamento europeo sulla protezione dati (GDPR).*

[View full badge details](#)

## About the Award:

**Issue Date:** 2019-06-18T12:05:09+00:00

**Expiration:** None (does not expire)

**Verified Recipient email:** e.rodì@cineca.it

[View full award details](#)

## About the Issuer:

### Cineca

*Cineca is a non profit Consortium, made up of 70 Italian universities, 8 Italian Research Institutions and the Italian Ministry of Education.&nbsp;Founded in 1969, Cineca today is the largest Italian computing centre, one of the most important worldwide. Cineca supports scientific research activities through high performance computing and its applications, develops management systems for university administrations and MIUR, designs and develops information systems for public administration, healthcare and industry. With more seven hundred employees and offices in Bologna Milan and Rome, Cineca supports the whole national academic, education and research systems.&nbsp;*

[Website](#)
[Contact Email](#)
[View full issuer details](#)

### Verification Details

**Status:** Valid with 0 errors and 0 warnings.

**Data Type:** Assertion

**Open Badges Version:** 2.0

[Show full verification data \(advanced\)](#)

# Personal area – user settings

It is possible to connect more e-mail addresses to your profile so that you can always access your personal area even when you no longer have an e-mail address

## Impostazioni utente

Nome

[REDACTED]

Cognome

[REDACTED]

Data di nascita: gg/mm/aaaa

[REDACTED]

Codice fiscale

Codice fiscale

Lingua

Italiano ▼

 Desidero ricevere informazioni da Bestr.

Salva

| Email                | Tipo account | Registrata il | Numero badge | Stato      | Principale                       |
|----------------------|--------------|---------------|--------------|------------|----------------------------------|
| [REDACTED]@gmail.com | LOCAL        | 13/7/2022     | 2            |            | <input checked="" type="radio"/> |
| [REDACTED]@gmail.com |              | 13/7/2022     | 0            | Verificata | <input type="radio"/>            |

email

Aggiungi email

# ONLINE HELP, CHATBOT, FAQ, BLOG

<https://bestr.it/support/contact>

Ciao, sono AvA!  
Come posso aiutarti?

Ciao io sono AvA, oggi parliamo assieme di Bestr e di Digital Credentials

Scrivi qualcosa

<https://blog.bestr.it/en/tags/faq>

<https://blog.bestr.it/en>